





	Reception	Year 1	Year 2	Year 3	Year 4	Year 5	Year 6
 Physical	<p>To use gesture to support meaning in play.</p> <p>To speak audibly so they can be heard and understood.</p>	<p>To use body language to show listening.</p> <p>To experiment with adjusting tone, volume and pace.</p>	<p>To use gesture to support the delivery of ideas e.g. gesturing towards someone if referencing their idea.</p> <p>To speak clearly and confidently in a range of contexts</p>	<p>To consider position and posture when addressing an audience.</p> <p>To experiment with adjusting tone, volume and pace for different audiences.</p>	<p>To consider movement when addressing an audience.</p> <p>To consider how tone, volume and pace influence meaning.</p>	<p>For body language to become increasingly natural.</p> <p>To project their voice to a large audience.</p>	<p>To have a stage presence.</p> <p>To adjust tone, volume and pace for a given purpose and audience.</p>
 Linguistic	<p>To use talk in play to practise new vocabulary.</p> <p>To join phrases with words such as 'if', 'because' 'so' 'could' 'but'.</p>	<p>To use vocabulary specific to the topic at hand.</p> <p>To take opportunities to try out new language.</p> <p>To use conjunctions to organise and sequence ideas e.g. firstly, secondly, finally.</p> <p>To use sentence stems to link to other's ideas in group discussion (e.g. 'I agree with... because ...' 'Linking to ...')</p>	<p>To adapt how they speak in different situations according to audience.</p> <p>To use sentence stems to signal when they are building on or challenging others' ideas.</p> <p>To use newly learnt vocabulary in an appropriate way</p>	<p>To begin to use specialist vocabulary.</p> <p>To be able to use specialist language to describe their own and others' talk.</p> <p>To begin to make precise language choices (e.g. describing a cake as 'delectable' instead of 'nice').</p>	<p>To carefully consider the words and phrasing they use to express their ideas and how this supports the purpose of talk.</p> <p>To use specialist vocabulary when discussing a known topic.</p>	<p>To use an increasingly sophisticated range of sentence stems with accuracy.</p> <p>To select specific vocabulary appropriate to the topic at hand.</p>	<p>To vary sentence structures and length for effect when speaking.</p> <p>To be comfortable using idiom and expressions.</p> <p>To use sophisticated vocabulary appropriate to the context and purpose of talk</p>
 Cognitive	<p>To ask questions. To wonder about ideas.</p> <p>To use 'because' to develop their ideas.</p> <p>To describe events that have happened to them in detail.</p>	<p>To consider the merits of different viewpoints.</p> <p>To offer reasons for opinions.</p> <p>To disagree with someone else's opinion politely.</p>	<p>To ask questions to find out more about a subject.</p> <p>To build on others' ideas in discussions.</p> <p>To make connections between what has been said and their own and others' experiences</p>	<p>To offer opinions that aren't their own.</p> <p>To reflect on discussions and identify how to improve.</p> <p>To be able to summarise a discussion.</p>	<p>To be able to give supporting evidence e.g. citing a text, a previous example or a historical event.</p> <p>To ask probing questions.</p> <p>To reflect on their own oracy skills and</p>	<p>To be able to draw upon knowledge of the world to support their own point of view and explore different perspectives.</p> <p>To identify when a discussion is going</p>	<p>To construct a detailed argument or complex narrative.</p> <p>To assess different viewpoints and present counter-arguments.</p> <p>To spontaneously respond to</p>

		To explain ideas and events in chronological order.		To reach shared agreement in discussions.	identify areas of strength and areas to improve.	off topic and to be able to bring it back on track.	increasingly complex questions, citing evidence where appropriate. To acknowledge and explain changes of position
 <p>Social & Emotional</p>	<p>To listen attentively in a pair or small group.</p> <p>To take turns to speak with a partner independently.</p>	<p>Listen carefully to others.</p> <p>To participate in group discussions independently of an adult.</p>	<p>To encourage everyone to contribute.</p> <p>To develop an awareness of audience, e.g. what might interest a certain group.</p> <p>Confident delivery of short pre- prepared material.</p>	<p>Listen actively, questioning and responding to others.</p> <p>To adapt the content of their speech for a specific audience.</p> <p>To speak with confidence in front of an audience.</p>	<p>To use more natural and subtle prompts for turn taking.</p> <p>To develop an awareness of audience.</p> <p>To consider the impact of their words on others when giving feedback.</p>	<p>Listening actively for extended periods of time.</p> <p>To speak with flair and passion.</p>	<p>To use humour effectively.</p> <p>To be able to read a room or a group and take action accordingly e.g. if everyone looks disengaged, moving on, or if people look confused stopping to take questions.</p> <p>To develop an awareness of group dynamics and invite those who haven't spoken to contribute.</p>